

Second Edition

SAMPLE
Item S-112, Printable eBook



Roedy Black's

*This free sample is
fully functional
but low resolution.*

GUITAR & KEYBOARD SCALES POSTER

in Printable eBook Format



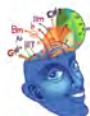
Locator Map



www.roedyblack.com

Wayne Chase

Roedy Black's
**GUITAR & KEYBOARD
SCALES POSTER**
in Printable eBook Format,
Second Edition



ALSO BY WAYNE CHASE

How Music REALLY Works!

The Gold Standard Song List

Roedy Black's Complete Guitar Chord Poster
(various chart and book editions)

Roedy Black's Complete Keyboard Chord Poster
(various chart and book editions)

Roedy Black's Musical Instruments Poster

Roedy Black's Chord Progression Chart
(various chart and book editions)

Roedy Black's
**GUITAR & KEYBOARD
SCALES POSTER**
in Printable eBook Format,
Second Edition

Wayne Chase

Roedy Black
Roedy Black Publishing (1987) Inc.
Vancouver, BC, Canada

SAMPLE
Item S-112, Printable eBook

Copyright © 2018 by Roedy Black Publishing Inc.

All rights reserved. Thank you for supporting writers and artists by respecting copyright laws and not reproducing or distributing this book in any form without permission. For information, contact Roedy Black Publishing Inc., 402 - 2580 Tolmie St., Vancouver, BC, Canada V6R 4R4

This eBook is a revision of:

Chase, Wayne O. 2006. *Roedy Black's guitar & keyboard scales poster: The home-printable wall chart and book of scales*. Vancouver: Roedy Black Publishing Inc.

Second Edition: June, 2018

Chase, Wayne O.

Roedy Black's guitar & keyboard scales poster in printable ebook format, second edition / Wayne Chase.

ISBN-13: 978-1-897311-35-6 (free sample e-book)

ISBN-10: 1-897311-35-4 (free sample e-book)

Roedy Black Publishing Inc.
Vancouver, British Columbia, Canada
info@roedyblack.com
www.roedyblack.com

Contents

1	What's New in the Second Edition	vii
2	How to Read the Scale Diagrams	ix
3	About the <i>Guitar & Keyboard Scales Poster</i>	xi
3.1	<i>Related Scales in the Same Row</i>	<i>xi</i>
3.2	<i>5 Popular Scale Types</i>	<i>xi</i>
3.3	<i>Guitar-Keyboard Crossover Learning</i>	<i>xii</i>
3.4	<i>Transposing a Scale</i>	<i>xii</i>
3.5	<i>Related Charts</i>	<i>xiii</i>
4	Guitar & Keyboard Scales Book	xv
4.1	<i>Locator Map</i>	<i>xvi</i>
	<i>Scales Book</i>	<i>1 - 20</i>

1.

What's New In the Second Edition

You can print this file on either American letter size paper (8½" by 11") or ISO A4 paper, then three-hole punch the pages and put them in a small binder to create a print copy of the *Guitar & Keyboard Scales Poster* in book form. The pages are arranged such that you can print it either one-sided or two-sided with equally good results.

In this Second Edition:

- The graphics are sharper and clearer than in the First Edition.
- On each page, red tabs are located on the borders of the main image that show the page numbers of adjacent sections of the *Guitar & Keyboard Scales Poster*, functioning much as they do in a map book or road atlas. These locator tabs are linked to the indicated adjacent pages.
- On p. xvi, there is a master [Locator Map](#) with links to all 20 sections of the *Guitar & Keyboard Scales Poster*. This feature enables you to access any section with a single click or tap.

2.

How to Read the Scale Diagrams

If you're unsure of the meaning of any of the numbers and symbols on the *Guitar & Keyboard Scales Poster*, refer to the example below.

Note that each scale type for each key has either 5 or 7 guitar scale diagrams (depending on the scale type) but only one keyboard scale diagram. That's because the interval arrangement of strings on a guitar is irregular, unlike the interval arrangement on a piano, which repeats exactly, from octave to octave. On a guitar, the fingering patterns for the same scale type keep changing from octave to octave as you proceed up the fingerboard. So, for any given scale type, several diagrams are needed to show all the fingering patterns at different locations along the fingerboard.

On the guitar scale diagrams, a "bulls-eye" symbol (circle with a dot in the middle) represents the *tonic note* of the scale. Most of the guitar scale diagrams show a few notes below (leading up to) the lowest tonic note, plus a few notes above (higher than) the highest tonic note.

This "bulls-eye" symbol is the tonic note of the scale. In this example, it's the note "A" (open A-string). Each "bulls-eye" symbol in all 7 of these diagrams is the note "A". The black dots are the other notes of the scale - in this example, the notes B, C#, D, E, F#, and G#.

Name of this scale

A MAJOR

A 1 B 2 C# 3 D 4 E 5 F# 6 G# 7 A 8/1

o = Play this string open

This scale is comprised of these notes

Scale degree of each note in this scale

This scale is comprised of these keyboard notes (red dots)

Guitar fret number: 10th fret in this diagram

3.

About the *Guitar & Keyboard Scales Poster*

The *Guitar & Keyboard Scales Poster* shows five popular types of scales in all major and minor keys at a glance for both guitar and keyboard.

3.1

Related Scales in the Same Row

Major scales appear in the same row with related minor scales. For example, C Major and C Major Pentatonic scales appear in a yellowish-brown color band. In the same row, to the right, are three related scales in a blue band: A Minor, A Minor Pentatonic, and A Blues. Color-coding by key on the *Guitar & Keyboard Scales Poster* is the same as it is on the *Complete Guitar Chord Poster* and the *Complete Keyboard Chord Poster*.

Because all the scales in any given row are musically related, the scale degrees and scale fingering associated with each scale type within the same row are similar.

3.2

5 Popular Scale Types

The *Guitar & Keyboard Scales Poster* displays the following five different popular scale types for both guitar and keyboard:

- Major
- Major Pentatonic
- Minor
- Minor Pentatonic
- Blues

On the left side of the poster, the major scales begin with scales in the key of C Major and continue alphabetically down the chart from row to row (C, C#, D, etc.).

On the right side of the poster, the minor and blues scales begin with scales in the key of A Minor (the relative minor of C Major) and continue alphabetically down the chart (A, B \flat , B, etc.).

3.3

Guitar-Keyboard Crossover Learning

You can use the *Guitar & Keyboard Scales Poster* to learn to play the same scales on the keyboard that you play on the guitar, or vice-versa, without having to look up scales elsewhere. Guitar and keyboard scales of the same type are located above/below each other on the poster. Keyboard scale diagrams are located just above the guitar chord diagrams for the same scale type in each key.

For more information on scales and how they work, see Chapters 4 and 5 of *How Music REALLY Works!*, 2nd Edition, available at www.howmusicreallyworks.com.

3.4

Transposing a Scale

Key-specific color bands make it visually easy to transpose a scale from one key to another.

For example, suppose you are starting with the scale D Minor Pentatonic:

D, F, G, A, C, D

And suppose you would like to transpose this scale to the equivalent scale in a different key, such as the scale G Minor Pentatonic. Here's how:

- You will find the D Minor Pentatonic scale located in the red horizontal bar towards the right side of the poster:

D, F, G, A, C, D

- You will find the G Minor Pentatonic scale located in the grey horizontal bar towards the right side of the poster (near the bottom):

G, B \flat , C, D, F, G

- Wherever any scale appears in the red bar, just play whichever scale appears in the *same column* in the grey bar.

Both of these scales, D Minor Pentatonic and G Minor Pentatonic, are located in the same column, the “Minor Pentatonic” column.

3.5 Related Charts

The *Guitar & Keyboard Scales Poster* is related to two other reference charts: the *Complete Guitar Chord Poster* and its twin, the *Complete Keyboard Chord Poster*. All three charts match each other in color and layout. All are available at www.roedyblack.com.

Guitar & Keyboard Scales Book

This eBook reproduces *Roedy Black's Guitar & Keyboard Scales Poster* (below) on 20 printable pages. The [Locator Map](#) on the next page shows the page number of each section of the poster.

GUITAR & KEYBOARD SCALES POSTER

Rocky Blank's

PICKER KEY	MAJOR		RELATIVE MINOR		PICKER KEY
	MAJOR	RELATIVE MINOR	MAJOR	RELATIVE MINOR	
C	C MAJOR C D E F G A B C	F# MINOR F# G A B C D E F#	C MINOR C D E F G A B C	F# MAJOR F# G A B C D E F#	C
C#	C# MAJOR C# D E F# G A B C#	G# MINOR G# A B C# D E F# G#	C# MINOR C# D E F# G A B C#	G# MAJOR G# A B C# D E F# G#	C#
D	D MAJOR D E F# G A B C D	A MINOR A B C D E F# G A	D MINOR D E F# G A B C D	A MAJOR A B C D E F# G A	D
D#	D# MAJOR D# E F# G# A B C# D#	B MINOR B C# D E F# G# A B	D# MINOR D# E F# G# A B C# D#	B MAJOR B C# D E F# G# A B	D#
E	E MAJOR E F# G A B C D E	B# MINOR B# C# D E F# G# A B#	E MINOR E F# G A B C D E	B# MAJOR B# C# D E F# G# A B#	E
F	F MAJOR F G A B C D E F	C MINOR C D E F G A B C	F MAJOR F G A B C D E F	C MINOR C D E F G A B C	F
F#	F# MAJOR F# G A B C# D E F#	C# MINOR C# D E F# G A B C#	F# MAJOR F# G A B C# D E F#	C# MINOR C# D E F# G A B C#	F#
G	G MAJOR G A B C D E F G	D MINOR D E F# G A B C D	G MAJOR G A B C D E F G	D MINOR D E F# G A B C D	G
A	A MAJOR A B C D E F# G A	E MINOR E F# G A B C D E	A MAJOR A B C D E F# G A	E MINOR E F# G A B C D E	A
A#	A# MAJOR A# B C# D E F# G# A#	F# MINOR F# G A B C# D E F#	A# MAJOR A# B C# D E F# G# A#	F# MINOR F# G A B C# D E F#	A#
B	B MAJOR B C# D E F# G# A B	G# MINOR G# A B C# D E F# G#	B MAJOR B C# D E F# G# A B	G# MINOR G# A B C# D E F# G#	B

MAJOR
RELATIVE MINOR
MAJOR

4.1 Locator Map

To jump to any section of the *Guitar & Keyboard Scales Poster*, click or tap on its red-numbered page link on the Locator Map:





GUITAR &



SCALE KEY	MAJOR
C MAJOR	C MAJOR C D E F G A B C 1 2 3 4 5 6 7 8  
C# MAJOR	C# MAJOR D# E# F# G# A# B# C# 2 3 4 5 6 7 8/1  



KEYBO

R

PENTATONIC

C MAJOR PENTATONIC

C D E G A C
1 2 3 5 6 8/1

Diagram showing the C Major Pentatonic scale on a piano keyboard. The notes C, D, E, G, and A are highlighted in red. The scale is shown in two positions: one starting on C (finger 1) and one starting on D (finger 2).

Diagram showing the C Major Pentatonic scale on a guitar fretboard. The notes C, D, E, G, and A are highlighted in red. The scale is shown in two positions: one starting on the 1st fret (finger 1) and one starting on the 2nd fret (finger 2).

D MAJOR PENTATONIC

D E G A C
2 3 5 6 8/1

Diagram showing the D Major Pentatonic scale on a piano keyboard. The notes D, E, G, A, and C are highlighted in red. The scale is shown in two positions: one starting on D (finger 2) and one starting on E (finger 3).

Diagram showing the D Major Pentatonic scale on a guitar fretboard. The notes D, E, G, A, and C are highlighted in red. The scale is shown in two positions: one starting on the 2nd fret (finger 2) and one starting on the 3rd fret (finger 3).



 **Roedy Black's**
BOARD SCHOOL

RELATIVE MINOR

A MINOR

A	B	C	D	E	F	G	A
1	2	$\flat 3$	4	5	$\flat 6$	$\flat 7$	8/1





RELATIVE MAJOR

$\flat 3$	4	5	$\flat 6$	$\flat 7$	8/1
$\flat 3$	4	5	$\flat 6$	$\flat 7$	8/1





SAMPLED
Item S-12, Printable eBook



CALES

MINOR

PENTATONIC

A MINOR PENTATONIC

A C D E G A
1 $\flat 3$ 4 5 $\flat 7$ 8/1

B MINOR PENTATONIC

B D \flat F A \flat B \flat
1 3 4 5 $\flat 7$ 8/1

Item S-112 Printable



POSTER

BLUES

SCALE

KEY

A BLUES

A 1 C 3 D 4 E^b 5 E 5 G 7 A 8/1

1 2 3 4 5 6 7 8 9 10

B^b MINOR

B^b 1 F 3 F^b 4 A^b 5 B^b 7 B^b 8/1

1 2 3 4 5 6 7 8 9 10

SAVED FOR YOU
Items 1-12, Printable eBook

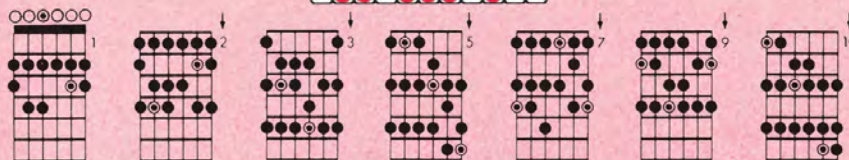


1

D MAJOR

D MAJOR

D 1 E 2 F# 3 G 4 A 5 B 6 C# 7 D 8/1



E \flat MAJOR

E \flat MAJOR

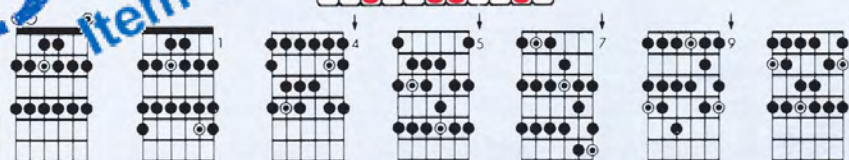
E \flat 1 F 2 G 3 A \flat 4 B \flat 5 C 6 D 7 E \flat 8/1



E MAJOR

E MAJOR


E 1 F# 2 G# 3 A 4 B 5 C# 6 D# 7 E 8/1



F MAJOR

F MAJOR

F 1 G 2 A 3 B \flat 4 C 5 D 6 E 7 F 8/1



7



2

D MAJOR PENTATONIC

D E F# A B D
1 2 3 5 6 8/1

E^b MAJOR PENTATONIC

E^b F G B^b C E^b
1 2 3 5 6 8/1

E MAJOR PENTATONIC

E F# G# B C# E
1 2 3 5 6 8/1

F MAJOR PENTATONIC

F G A C D F
1 2 3 5 6 8/1

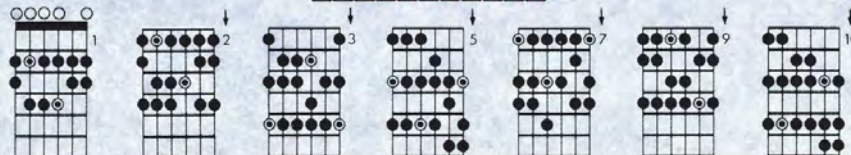
12



3

B MINOR

B C# D E F# G A B
 1 2 $\flat 3$ 4 5 $\flat 6$ $\flat 7$ 8/1

**C MINOR**

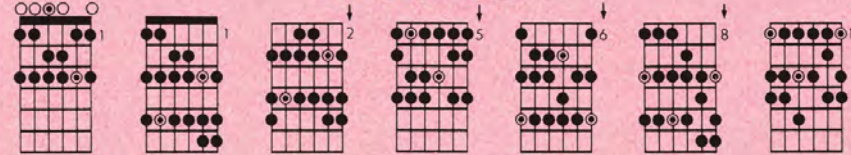
C D E \flat F G A \flat B \flat C
 1 2 $\flat 3$ 4 5 $\flat 6$ $\flat 7$ 8/1

**D MINOR**

D E F G A B \flat C D
 1 2 $\flat 3$ 4 5 $\flat 6$ $\flat 7$ 8/1

**D MINOR**

D E F G A B \flat C D
 1 2 $\flat 3$ 4 5 $\flat 6$ $\flat 7$ 8/1



13



4

B MINOR PENTATONIC

B D E F# A B
1 b3 4 5 b7 8/1

1 4 7 9 11

C MINOR PENTATONIC

C Eb F G Bb C
1 b3 4 5 b7 8/1

1 3 5 8 11

C# MINOR PENTATONIC

C# F# G# B C#
1 b3 4 5 b7 8/1

1 4 6 9 11

D MINOR PENTATONIC

D F G A C D
1 b3 4 5 b7 8/1

1 2 5 7 10

8

10

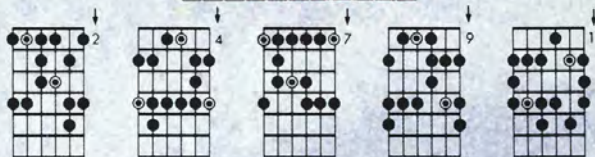
14



5

B BLUES

B **D** **E** **F** **F#** **A** **B**
 1 $\flat 3$ 4 $\flat 5$ $\sharp 5$ $\flat 7$ 8/1



B
MINOR

C BLUES

C **E \flat** **F** **G \flat** **G** **B \flat** **C**
 1 $\flat 3$ 4 $\flat 5$ $\sharp 5$ $\flat 7$ 8/1



C
MINOR

C# BLUES

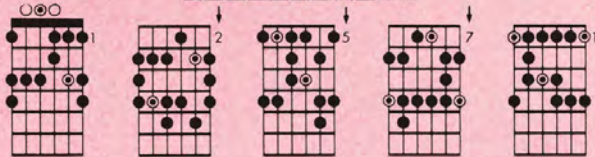
C# **E** **F#** **G** **A** **B** **C#**
 1 $\flat 3$ 4 $\flat 5$ $\sharp 5$ $\flat 7$ 8/1



C#
MINOR

D BLUES

D **F** **G** **A \flat** **A** **C** **D**
 1 $\flat 3$ 4 $\flat 5$ $\sharp 5$ $\flat 7$ 8/1



D
MINOR

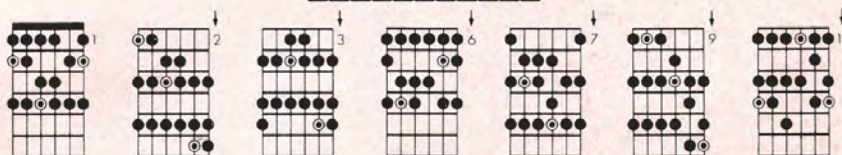


F#

MAJOR

F# MAJOR

F# 1 G# 2 A# 3 B 4 C# 5 D# 6 E# 7 F# 8/1

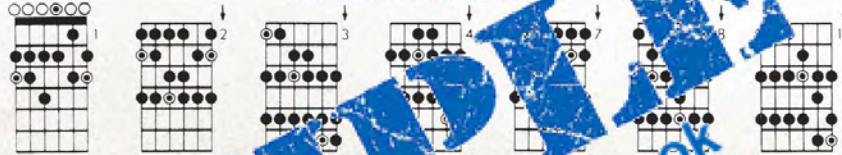


G

MAJOR

G MAJOR

G 1 A 2 B 3 C 4 D 5 E 6 F# 7 G 8/1

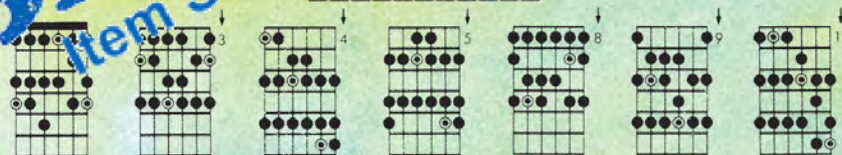


A

MAJOR

A MAJOR

A 1 B 2 C# 3 D 4 E 5 F# 6 G 7 A 8/1

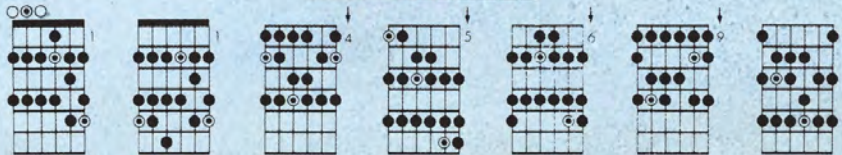


A

MAJOR

A MAJOR

A 1 B 2 C# 3 D 4 E 5 F# 6 G# 7 A 8/1





7

F# MAJOR PENTATONIC

F# G# A# C# D# F#
1 2 3 5 6 8/1

1 3 5 6 8 11

G MAJOR PENTATONIC

G A B D E G
1 2 3 5 6 8/1

1 2 4 5 6 8 11

A# MAJOR PENTATONIC

A# B# C# E# F# A#
1 2 3 5 6 8/1

1 3 5 6 8 10

A MAJOR PENTATONIC

A B C# E F# A
1 2 3 5 6 8/1

1 4 6 7 9 11

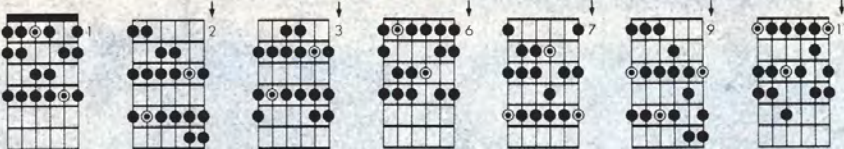

17



8



E^b MINOR

E^b 1 F 2 G^b 3 A^b 4 B^b 5 C^b 6 D^b 7 E^b 8/1



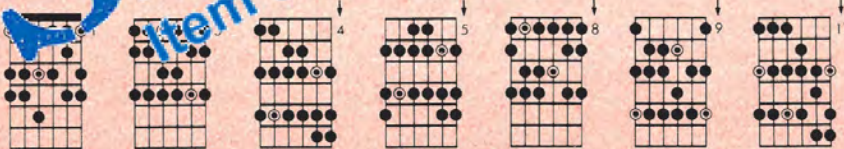

E MINOR

E 1 F# 2 G 3 A 4 B 5 C 6 D 7 E 8/1



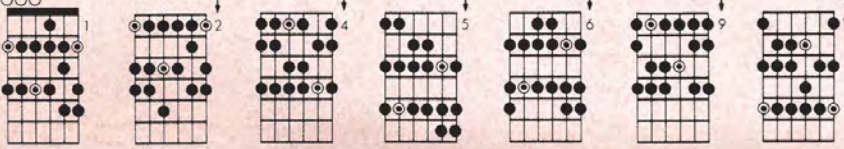

F MINOR

F 1 G 2 A 3 B 4 C 5 D 6 E 7 F 8/1



F# MINOR

F# 1 G# 2 A 3 B 4 C# 5 D 6 E 7 F# 8/1



18



9

E^b MINOR PENTATONIC

E^b G^b A^b B^b D^b E^b
1 ^b3 4 5 ^b7 8/1

E MINOR PENTATONIC

E G A B D E
1 ^b3 4 5 ^b7 8/1

F MINOR PENTATONIC

F B^b C E^b F
1 ^b7 8/1

F[#] MINOR PENTATONIC

F[#] A B C[#] E F[#]
1 ^b3 4 5 ^b7 8/1

13

15

19

10

E \flat BLUES

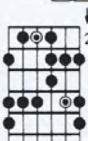
E \flat 1 G \flat \flat 3 A \flat 4 B $\flat\flat$ \flat 5 B \flat \flat 7 D \flat 8/1 E \flat



E \flat
MINOR

E BLUES

E 1 G \flat 3 A 4 B \flat \flat 5 B \flat 7 D 8/1 E



E
MINOR

F BLUES

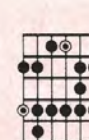


F 1 A \flat 3 C 4 C \flat 5 F \flat \flat 7 F \flat 8/1 F



F
MINOR

F \sharp BLUES

F \sharp 1 A \flat 3 B 4 C \flat 5 C \sharp \flat 7 E 8/1 F \sharp



F \sharp
MINOR

20



11

B \flat MAJOR

B \flat C D E \flat F G A B \flat
1 2 3 4 5 6 7 8/1

MAJOR

B MAJOR

B C# D# E F# G# A# B
1 2 3 4 5 6 7 8/1

MAJOR

KEY SCALE

MAJOR

17



12

B \flat MAJOR
PENTATONIC

B \flat C D F G B \flat
1 2 3 5 6 8/1

16 18

B MAJOR
PENTATONIC

B C# D# F# G# B
1 2 3 5 6 8/1

PENTATONIC

Bettina Lewis. Art direction by Wayne Chase for Roec



13

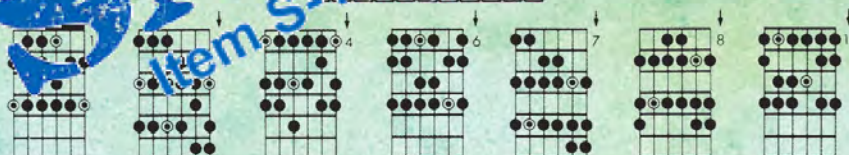
G MINOR

G A B \flat C D E \flat F G
1 2 \flat 3 4 5 \flat 6 \flat 7 8/1



A MINOR

B \flat C D E \flat F G \flat A \flat
2 3 4 5 \flat 6 7 8/1



RELATIVE M



14

**G MINOR
PENTATONIC**

G B \flat C D F G
1 \flat 3 4 5 \flat 7 8/1

18

**A \flat MINOR
PENTATONIC**

A \flat B \flat C D \flat E \flat G \flat A \flat
1 \flat 3 4 5 \flat 7 8/1

20

**PENTATONIC
MINOR**

Black's™ music charts and music reference books,



15

G BLUES

G 1 B \flat 3 C 4 D \flat 5 D 5 F 7 G 8/1

19

A \flat BLUES

A \flat 2 C 3 E \flat 5 D \flat 5 A \flat 8

BLUES

G
MINOR

A \flat
MINOR

KEY
SCALE

Item \$12, Printable eBook

, please visit www.CompleteChords.com or call 1-888-228-8181.



Roedy Black

Roedy Black Publishing (1987) Inc.
Vancouver, BC, Canada
www.roedyblack.com